

Montageanleitung

Westmann Schubkarre
WMSK002



**BEI FRAGEN, KONTAKTIEREN SIE
UNSEREN KUNDENSERVICE:**

50NRTH GmbH
Straßburgstraße 14-16
D-54516 Wittlich

service@50NRTH.com
+49 (0) 6571 95117-0

INHALT:




1x		M8x60 mm
4x		M8x25 mm
8x		M8x20 mm
5x		M12
5x		M12
13x		M8
4x		M8
13x		M8

MONTAGEANLEITUNG:

1


2 × M8×20



2 × M8

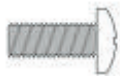


2 × M8



2


2 × M8×20



2 × M8



2 × M8



3

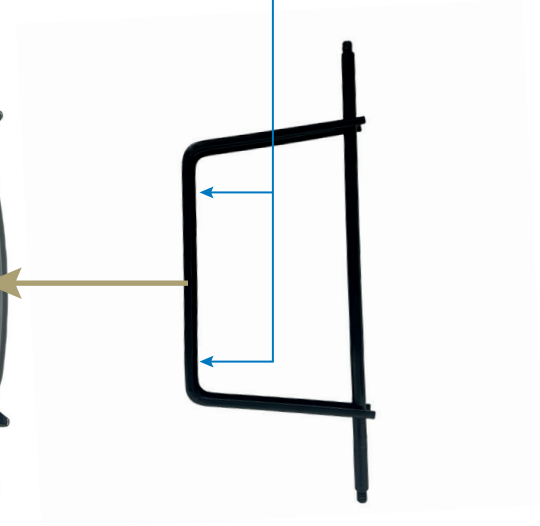
2 × M8×25



2 × M8



2 × M8



4


2 × M8×25



2 × M8



2 × M8




5

1 × M12



1 × M12



6


4 × M8




4 × M12



4 × M12




4 × M8×20



4 × M8



4 × M8



8

1 × M8×60



1 × M8



1 × M8



Hinweise

- Idealer Reifendruck: **2 Bar**
- Wagen nur mit Wasser reinigen.
- Wagen im Trockenen lagern.
- Zum Entleeren, Hebel ziehen (1.) und Wanne anheben (2.).

