

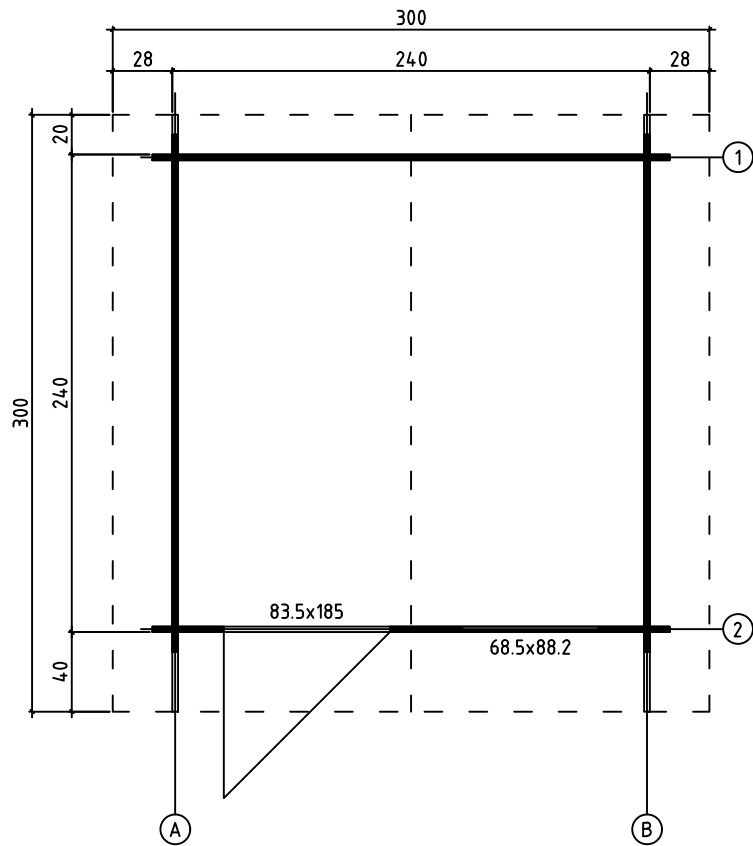
*Cyprus 1B*  
*Art. Nr. 280200*  
1/6



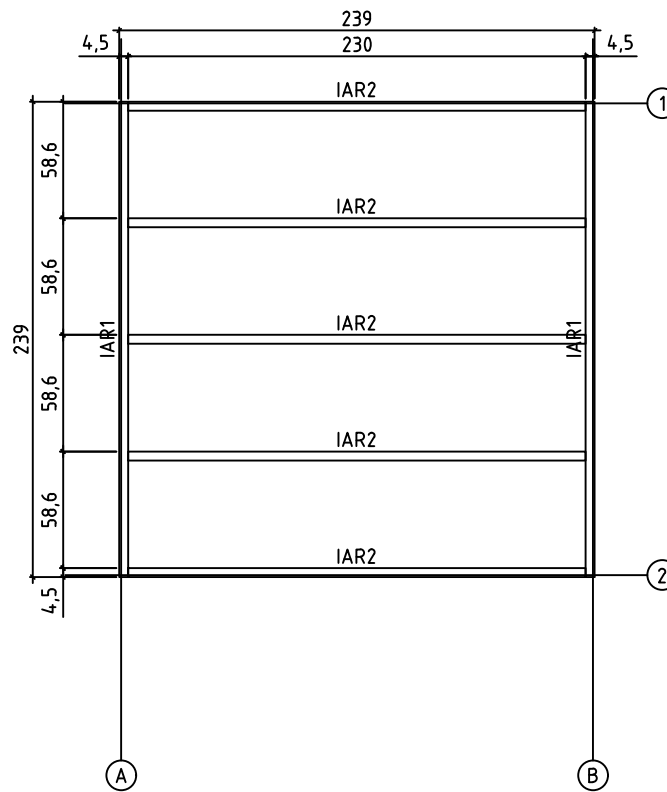
03.02.2017

Art.Nr. 280200

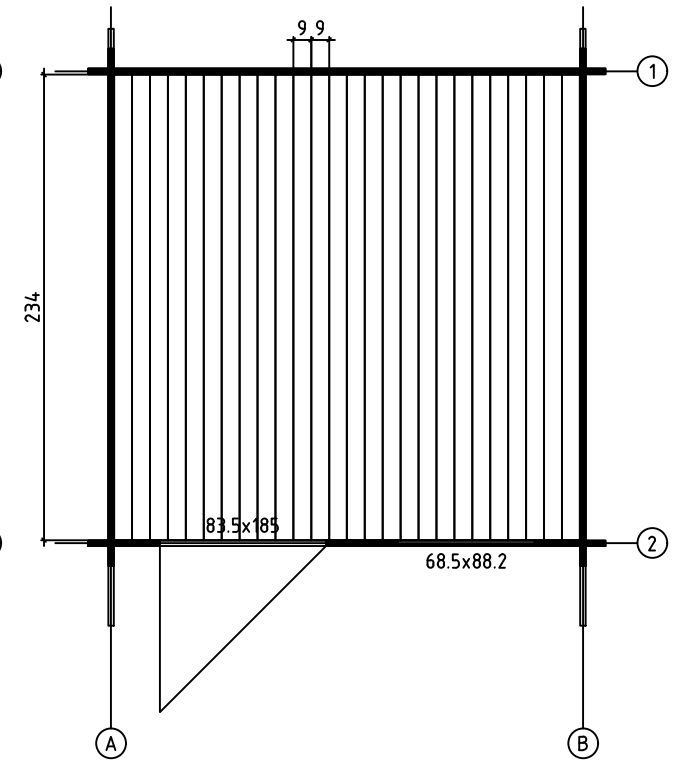
GROUNDPLAN - GRUNDPLAN - PLAN DE MASSE



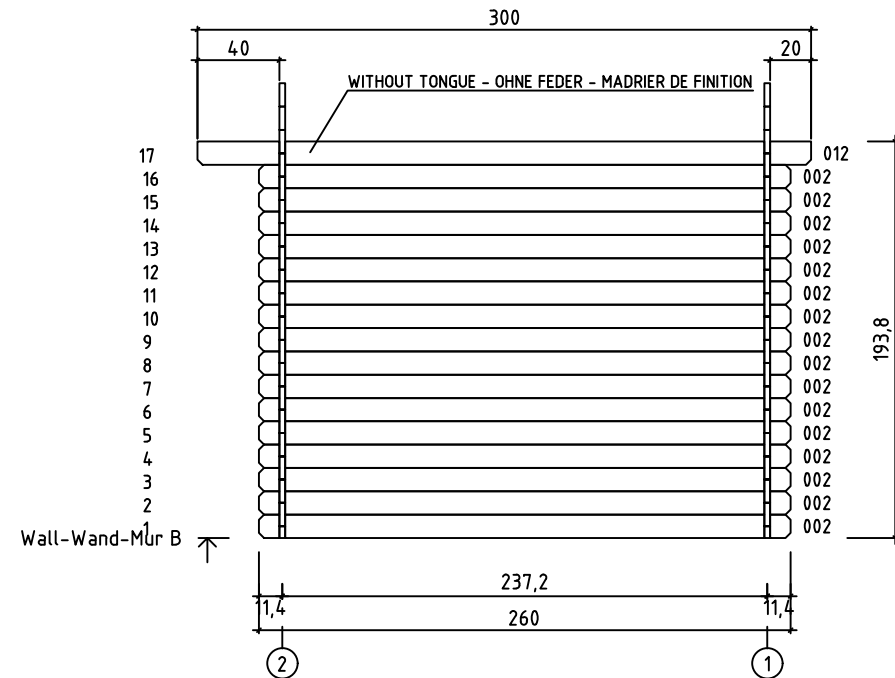
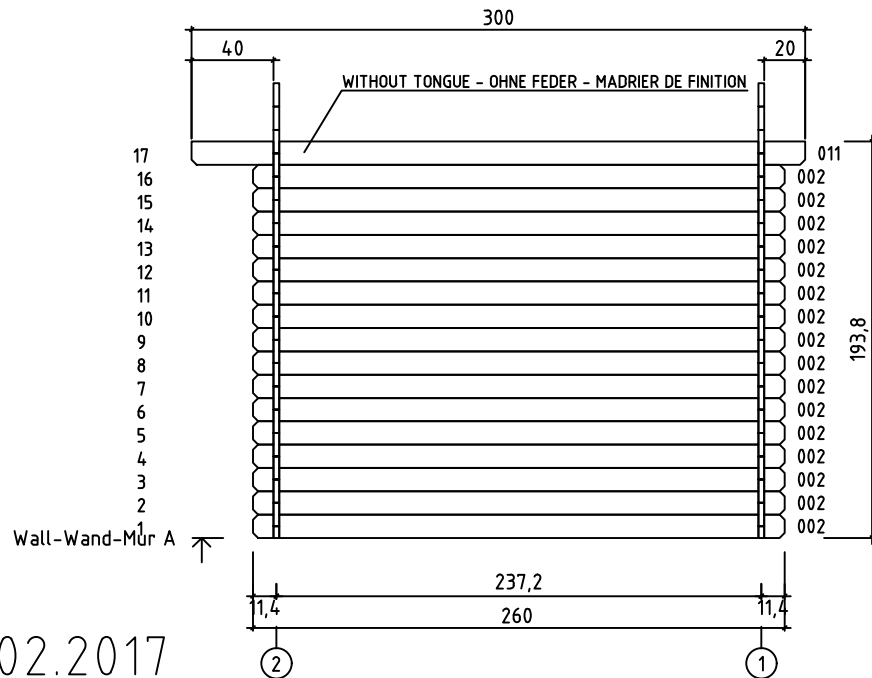
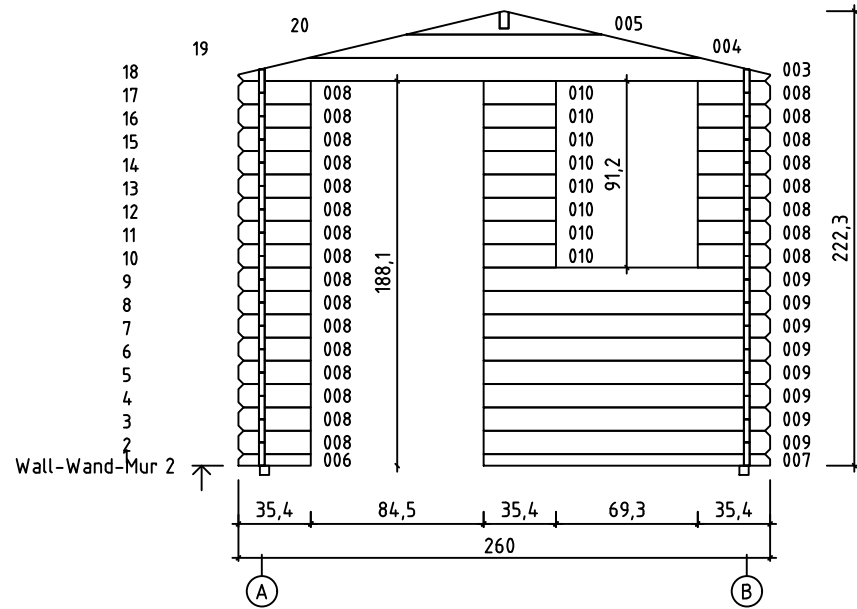
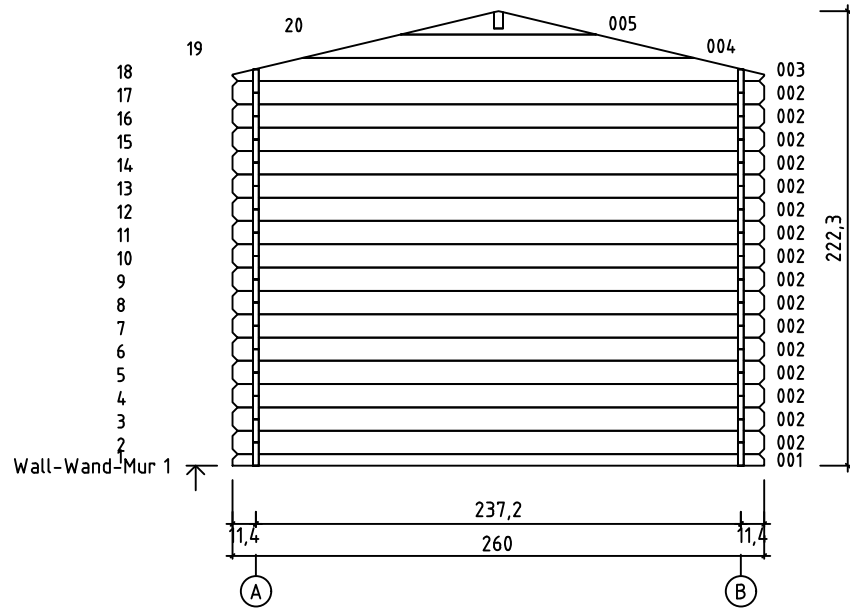
FOUNDATION - FUNDAMENT - FONDATION

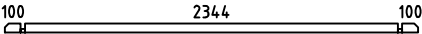
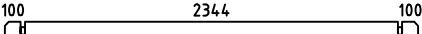

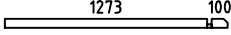

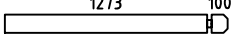



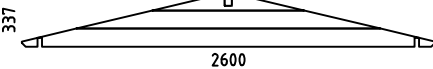
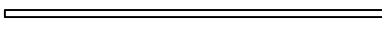
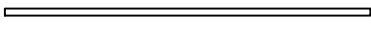
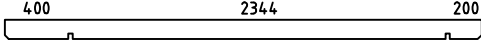




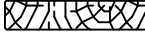



























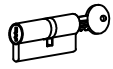
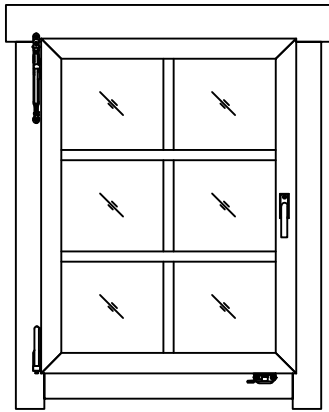
FLOOR BOARDS - FUSSBODENBRETTER - PLAN POSE PLANCHER



# Art.Nr. 280200



Pos	03.02.2017	Piece list - Stückliste - Liste des pièces Art.Nr. 280200	4/6	Q.	P (mm)	L (mm)
001				1	28x57	2600
002				48	28x114	2600
006				1	28x57	354
007				1	28x57	1401
008				24	28x114	354
009				8	28x114	1401
010				8	28x114	354
011				1	28x120	3000
012				1	28x120	3000
W1-1 W2-1				1 1		
IAR1		FOUNDATION - FUNDAMENT - FONDATION 		2	45x45	2390
IAR2		FOUNDATION - FUNDAMENT - FONDATION 		5	45x45	2300
PR11		ROOF BEAM - DACHBALKEN - PANNE DE TOIT 		1	44x120	3000
		FLOOR BOARDS - FUSSBODENBRETTER - LAME DE PLANCHER 		26	90x18	2340
		ROOF BOARDS - DACHBRETTER - VOLIGES 		68	90x18	1500
		FLOOR FILLET-FUSSBODENLEISTE - CORNIERE DE FINITION DU PLANCHER 			18x18	9.36
		ROOFING FELT FILLET - DACHPAPPENLEISTE - BAGUETTE DE FIXATION DU FEUTRE BITUMEUX 		4	18x58	1550
		EAVES BOARD - TRAUFBRETT - BANDEAU DE TOIT 		2	18x90	3000
		ROOF EDGE REINFORCEMENT - DACHRANDVERSTÄRKUNG - CORNIERE DE RENFORT DE BORD DE TOIT 		2	28x34	3000
		STORM PROTECTION - STURMLEISTE LATTE ANTI-TEMPETE 		4	22x45	2050
		GABLE MOULDING - GIEBELLEISTE PLANCHE DE RIVE 		4	18x120	1550
		WINDOW HANDLE FITTINGS-FENSTERGRIFF - POIGNÉE D'OUVERTURE DE FENETRE 		1		
		SCREW FOR GABLE SEGMENT - SCHRAUBEN FÜR DECKBLATT - VIS POUR FIXATION LOSANGE DE FINITION 		4	3.5x35	
		SCREW FOR DOORSTEP - SCHRAUBEN FÜR SWELLE - VIS DE FIXATION DU SEUIL DE PORTE 		2	4.5x65	
		SCREW FOR GABLE MOULDING - SCHRAUBEN FÜR GIEBELLEISTE - VIS DE FIXATION POUR PLANCHE DE RIVE 		16	3.5x50	

Pos	03.02.2017	Piece list - Stückliste - Liste des pièces Art.Nr. 280200	5/6	Q.	P (mm)	L (mm)
		SCREW FOR EAVES BOARDS - SCHRAUBEN FÜR TRAUFBRETT - VIS DE FIXATION POUR BANDEAU DE TOIT		14	4x40	
		SCREW FOR ROOF EDGE REINFORCEMENT - SCHRAUBEN FÜR DACHRANDVERSTÄRKUNG - VIS POUR RENFORT DE BORD DE TOIT		14	4x40	
		SCREW FOR GABLE - SCHRAUBEN FÜR GIEBEL - VIS POUR FIXATION DES PIGNONS		4	5x120	
		SCREW FOR ROOF BEAMS - SCHRAUBEN FÜR DACHBALKEN - VIS POUR PANNE DE TOIT		2	5x120	
		SCREW FOR 1. WALL BEAM - SCHRAUBE FÜR 1. BOHLENREIHE - VIS DE FIXATION DES FONDATIONS		6	5x90	
		SCREW FOR FUNDAMENT - SCHRAUBEN ZUR BEFESTIGUNG FUNDAMENT - VIS POUR FONDATION		10	5x90	
		ZN NAIL FOR FLOOR FILLET - ZN NÄGEL FÜR FUSSBODENLEISTE - POINTE POUR CORNIERE DE FINITION DU PLANCHER		20	1.4x40	
		HAMMER BLOCK - SCHLAGHOLZ - CALLE DE FRAPPE		1		
		ZN NAIL FOR ROOFING FELT FILLET - ZN NÄGEL FÜR DACHPAPPENLEISTE - POINTE POUR BAGUETTE FIXATION FEUTRE BITUMEUX		16	2x40	
		BOLT FOR WINDOW HANDLE FITTINGS - BOLZEN FÜR FENSTERGRIFF BESCHLAG - BOULON POUR POIGNÉE D'OUVERTURE DE FENETRE		2		
		GABLE SEGMENT-DECKBLATT - LOSANGE DE FINITION		2		
		NUT FOR STORM PROTECTION - SCHRAUBENMUTTER FÜR STURMLEISTE - ÉCROU POUR LAME ANTI-TEMPETE		8	D6	
		BOLT FOR STORM PROTECTION - BOLZEN FÜR STURMLEISTE - VIS POUR LAME ANTI-TEMPETE		8	6x60	
		WASHER FOR STORM PROTECTION - DICHTSCHEIBE FÜR STURMLEISTE - RONDELLE POUR LAME ANTI-TEMPETE		8	D6	
		ZN NAIL FOR ROOF - ZN NÄGEL FÜR DACHBRETT - POINTE POUR TOIT		144	2x50	
		ZN NAIL FOR FLOOR - ZN NÄGEL FÜR FUSSBODENBRETT - CLOUS POUR PLANCHER		135	2x50	
		SET OF DOOR LOCK COVERS - SCHLOSSBLENDEN - SET DE GARNITURES DE SERRURE DE PORTE		1		
		DOOR HANDLE FITTINGS-TÜRGRIF - SET DE GARNITURES DE SERRURE DE PORTE		1		
		CYLINDER - ZYLINDERSCHLOSS - CYLINDRE DE SERRURE		1	30x35	
		WINDOW-FENSTER-FENETRE 685x882	AK.1.106.SSV.d SGC	1		
						

Pos	03.02.2017	Piece list - Stückliste - Liste des pièces Art.Nr. 280200	6/6	Q.	P (mm)	L (mm)
	DOOR-TÜR-PORTE 835x1850	UK.2.056.SVV.MMa SGC		1		
	